

Summary Results Report
Joint / General May Election
May 3, 2025

OFFICIAL RESULTS

Calhoun County

PRECINCT 1

Statistics

	TOTAL	Absentee	Early Voting	Election Day
Registered Voters - Total	1,502			
Ballots Cast - Total	179	0	117	62
Ballots Cast - Blank	0	0	0	0
Voter Turnout - Total	11.92%			

CCISD District At Large

Vote For 1

	TOTAL	VOTE %		Absentee	Early Voting	Election Day
Dana Dworaczyk	124	73.37%	<div></div>	0	80	44
David Gaskamp	45	26.63%	<div></div>	0	29	16
Total Votes Cast	169	100.00%	<div></div>	0	109	60
Overvotes	0			0	0	0
Undervotes	10			0	8	2
Contest Totals	179			0	117	62

Calhoun Port Authority Commissioner District #5

Vote For 1

	TOTAL	VOTE %		Absentee	Early Voting	Election Day
Roger Martinez Jr.	57	44.53%	<div></div>	0	34	23
Thomas Guerra	71	55.47%	<div></div>	0	44	27
Total Votes Cast	128	100.00%	<div></div>	0	78	50
Overvotes	0			0	0	0
Undervotes	13			0	11	2
Contest Totals	141			0	89	52

The Creation of the Calhoun County Hospital District

Vote For 1

	TOTAL	VOTE %		Absentee	Early Voting	Election Day
FOR	99	55.31%	<div></div>	0	60	39
AGAINST	80	44.69%	<div></div>	0	57	23
Total Votes Cast	179	100.00%	<div></div>	0	117	62
Overvotes	0			0	0	0
Undervotes	0			0	0	0
Contest Totals	179			0	117	62

Summary Results Report
Joint / General May Election
May 3, 2025

OFFICIAL RESULTS

Calhoun County

PRECINCT 2

Statistics

	TOTAL	Absentee	Early Voting	Election Day
Registered Voters - Total	762			
Ballots Cast - Total	176	2	112	62
Ballots Cast - Blank	0	0	0	0
Voter Turnout - Total	23.10%			

CCISD District At Large

Vote For 1

	TOTAL	VOTE %		Absentee	Early Voting	Election Day
Dana Dworaczyk	102	59.30%	<div></div>	2	64	36
David Gaskamp	70	40.70%	<div></div>	0	45	25
Total Votes Cast	172	100.00%	<div></div>	2	109	61
Overvotes	0			0	0	0
Undervotes	4			0	3	1
Contest Totals	176			2	112	62

Calhoun Port Authority Commissioner District #5

Vote For 1

	TOTAL	VOTE %		Absentee	Early Voting	Election Day
Roger Martinez Jr.	8	66.67%	<div></div>	0	2	6
Thomas Guerra	4	33.33%	<div></div>	0	2	2
Total Votes Cast	12	100.00%	<div></div>	0	4	8
Overvotes	0			0	0	0
Undervotes	5			0	4	1
Contest Totals	17			0	8	9

The Creation of the Calhoun County Hospital District

Vote For 1

	TOTAL	VOTE %		Absentee	Early Voting	Election Day
FOR	78	44.32%	<div></div>	2	56	20
AGAINST	98	55.68%	<div></div>	0	56	42
Total Votes Cast	176	100.00%	<div></div>	2	112	62
Overvotes	0			0	0	0
Undervotes	0			0	0	0
Contest Totals	176			2	112	62

PRECINCT 3

Statistics

	TOTAL	Absentee	Early Voting	Election Day
Registered Voters - Total	599			
Ballots Cast - Total	107	0	38	69
Ballots Cast - Blank	0	0	0	0
Voter Turnout - Total	17.86%			

CCISD District At Large

Vote For 1

	TOTAL	VOTE %		Absentee	Early Voting	Election Day
Dana Dworaczyk	59	58.42%	<div></div>	0	25	34
David Gaskamp	42	41.58%	<div></div>	0	12	30
Total Votes Cast	101	100.00%	<div></div>	0	37	64
Overvotes	0			0	0	0
Undervotes	6			0	1	5
Contest Totals	107			0	38	69

The Creation of the Calhoun County Hospital District

Vote For 1

	TOTAL	VOTE %		Absentee	Early Voting	Election Day
FOR	71	66.36%	<div></div>	0	27	44
AGAINST	36	33.64%	<div></div>	0	11	25
Total Votes Cast	107	100.00%	<div></div>	0	38	69
Overvotes	0			0	0	0
Undervotes	0			0	0	0
Contest Totals	107			0	38	69

Summary Results Report
Joint / General May Election
May 3, 2025

OFFICIAL RESULTS

Calhoun County

PRECINCT 4

Statistics

	TOTAL	Absentee	Early Voting	Election Day
Registered Voters - Total	1,304			
Ballots Cast - Total	167	0	112	55
Ballots Cast - Blank	0	0	0	0
Voter Turnout - Total	12.81%			

CCISD District At Large

Vote For 1

	TOTAL	VOTE %		Absentee	Early Voting	Election Day
Dana Dworaczyk	123	80.39%	<div><div></div></div>	0	80	43
David Gaskamp	30	19.61%	<div><div></div></div>	0	23	7
Total Votes Cast	153	100.00%	<div><div></div></div>	0	103	50
Overvotes	0			0	0	0
Undervotes	14			0	9	5
Contest Totals	167			0	112	55

Calhoun Port Authority Commissioner District #5

Vote For 1

	TOTAL	VOTE %		Absentee	Early Voting	Election Day
Roger Martinez Jr.	32	58.18%	<div><div></div></div>	0	22	10
Thomas Guerra	23	41.82%	<div><div></div></div>	0	13	10
Total Votes Cast	55	100.00%	<div><div></div></div>	0	35	20
Overvotes	0			0	0	0
Undervotes	6			0	4	2
Contest Totals	61			0	39	22

The Creation of the Calhoun County Hospital District

Vote For 1

	TOTAL	VOTE %		Absentee	Early Voting	Election Day
FOR	79	47.59%	<div><div></div></div>	0	52	27
AGAINST	87	52.41%	<div><div></div></div>	0	60	27
Total Votes Cast	166	100.00%	<div><div></div></div>	0	112	54
Overvotes	0			0	0	0
Undervotes	1			0	0	1
Contest Totals	167			0	112	55

Summary Results Report
Joint / General May Election
May 3, 2025

OFFICIAL RESULTS

Calhoun County

PRECINCT 5

Statistics

	TOTAL	Absentee	Early Voting	Election Day
Registered Voters - Total	1,750			
Ballots Cast - Total	544	1	316	227
Ballots Cast - Blank	1	0	1	0
Voter Turnout - Total	31.09%			

CCISD District At Large

Vote For 1

	TOTAL	VOTE %		Absentee	Early Voting	Election Day
Dana Dworaczyk	306	58.17%	<div></div>	1	167	138
David Gaskamp	220	41.83%	<div></div>	0	137	83
Total Votes Cast	526	100.00%	<div></div>	1	304	221
Overvotes	0			0	0	0
Undervotes	18			0	12	6
Contest Totals	544			1	316	227

School Board Trustee, District #3

Vote For 1

	TOTAL	VOTE %		Absentee	Early Voting	Election Day
Rene Flores	80	26.94%	<div></div>	0	46	34
Tyler McAfee	217	73.06%	<div></div>	1	122	94
Total Votes Cast	297	100.00%	<div></div>	1	168	128
Overvotes	0			0	0	0
Undervotes	15			0	7	8
Contest Totals	312			1	175	136

Calhoun Port Authority Commissioner District #5

Vote For 1

	TOTAL	VOTE %		Absentee	Early Voting	Election Day
Roger Martinez Jr.	1	100.00%	<div></div>	0	1	0
Thomas Guerra	0	0.00%	<div></div>	0	0	0
Total Votes Cast	1	100.00%	<div></div>	0	1	0
Overvotes	0			0	0	0
Undervotes	0			0	0	0
Contest Totals	1			0	1	0

The Creation of the Calhoun County Hospital District

Vote For 1

	TOTAL	VOTE %		Absentee	Early Voting	Election Day
FOR	239	44.10%	<div></div>	1	147	91
AGAINST	303	55.90%	<div></div>	0	168	135
Total Votes Cast	542	100.00%	<div></div>	1	315	226
Overvotes	0			0	0	0
Undervotes	2			0	1	1
Contest Totals	544			1	316	227

Summary Results Report
Joint / General May Election
May 3, 2025

OFFICIAL RESULTS

Calhoun County

PRECINCT 6

Statistics

	TOTAL	Absentee	Early Voting	Election Day
Registered Voters - Total	318			
Ballots Cast - Total	63	0	41	22
Ballots Cast - Blank	0	0	0	0
Voter Turnout - Total	19.81%			

CCISD District At Large

Vote For 1

	TOTAL	VOTE %		Absentee	Early Voting	Election Day
Dana Dworaczyk	43	70.49%	<div></div>	0	24	19
David Gaskamp	18	29.51%	<div></div>	0	16	2
Total Votes Cast	61	100.00%	<div></div>	0	40	21
Overvotes	0			0	0	0
Undervotes	2			0	1	1
Contest Totals	63			0	41	22

The Creation of the Calhoun County Hospital District

Vote For 1

	TOTAL	VOTE %		Absentee	Early Voting	Election Day
FOR	43	68.25%	<div></div>	0	26	17
AGAINST	20	31.75%	<div></div>	0	15	5
Total Votes Cast	63	100.00%	<div></div>	0	41	22
Overvotes	0			0	0	0
Undervotes	0			0	0	0
Contest Totals	63			0	41	22

Summary Results Report
Joint / General May Election
May 3, 2025

OFFICIAL RESULTS

Calhoun County




PRECINCT 7

Statistics

	TOTAL	Absentee	Early Voting	Election Day
Registered Voters - Total	2,216			
Ballots Cast - Total	478	4	317	157
Ballots Cast - Blank	0	0	0	0
Voter Turnout - Total	21.57%			




CCISD District At Large

Vote For 1

	TOTAL	VOTE %		Absentee	Early Voting	Election Day
Dana Dworaczyk	278	60.30% 		4	184	90
David Gaskamp	183	39.70% 		0	122	61
Total Votes Cast	461	100.00% 		4	306	151
Overvotes	0			0	0	0
Undervotes	17			0	11	6
Contest Totals	478			4	317	157




School Board Trustee, District #3

Vote For 1

	TOTAL	VOTE %		Absentee	Early Voting	Election Day
Rene Flores	122	47.84% 		2	72	48
Tyler McAfee	133	52.16% 		0	86	47
Total Votes Cast	255	100.00% 		2	158	95
Overvotes	0			0	0	0
Undervotes	15			0	10	5
Contest Totals	270			2	168	100

The Creation of the Calhoun County Hospital District

Vote For 1

	TOTAL	VOTE %		Absentee	Early Voting	Election Day
FOR	260	54.51% 		2	170	88
AGAINST	217	45.49% 		2	147	68
Total Votes Cast	477	100.00% 		4	317	156
Overvotes	0			0	0	0
Undervotes	1			0	0	1
Contest Totals	478			4	317	157

Summary Results Report
Joint / General May Election
May 3, 2025

OFFICIAL RESULTS

Calhoun County

PRECINCT 8

Statistics

	TOTAL	Absentee	Early Voting	Election Day
Registered Voters - Total	608			
Ballots Cast - Total	128	0	56	72
Ballots Cast - Blank	0	0	0	0
Voter Turnout - Total	21.05%			

CCISD District At Large

Vote For 1

	TOTAL	VOTE %		Absentee	Early Voting	Election Day
Dana Dworaczyk	50	40.65%	<div></div>	0	23	27
David Gaskamp	73	59.35%	<div></div>	0	31	42
Total Votes Cast	123	100.00%	<div></div>	0	54	69
Overvotes	0			0	0	0
Undervotes	5			0	2	3
Contest Totals	128			0	56	72

School Board Trustee, District #3

Vote For 1

	TOTAL	VOTE %		Absentee	Early Voting	Election Day
Rene Flores	24	20.34%	<div></div>	0	12	12
Tyler McAfee	94	79.66%	<div></div>	0	42	52
Total Votes Cast	118	100.00%	<div></div>	0	54	64
Overvotes	0			0	0	0
Undervotes	10			0	2	8
Contest Totals	128			0	56	72

The Creation of the Calhoun County Hospital District

Vote For 1

	TOTAL	VOTE %		Absentee	Early Voting	Election Day
FOR	57	44.53%	<div></div>	0	25	32
AGAINST	71	55.47%	<div></div>	0	31	40
Total Votes Cast	128	100.00%	<div></div>	0	56	72
Overvotes	0			0	0	0
Undervotes	0			0	0	0
Contest Totals	128			0	56	72

Summary Results Report
Joint / General May Election
May 3, 2025

OFFICIAL RESULTS

Calhoun County

PRECINCT 9

Statistics

	TOTAL	Absentee	Early Voting	Election Day
Registered Voters - Total	1,019			
Ballots Cast - Total	174	4	114	56
Ballots Cast - Blank	0	0	0	0
Voter Turnout - Total	17.08%			

CCISD District At Large

Vote For 1

	TOTAL	VOTE %		Absentee	Early Voting	Election Day
Dana Dworaczyk	112	65.50%	<div></div>	0	80	32
David Gaskamp	59	34.50%	<div></div>	4	31	24
Total Votes Cast	171	100.00%	<div></div>	4	111	56
Overvotes	0			0	0	0
Undervotes	3			0	3	0
Contest Totals	174			4	114	56

Calhoun Port Authority Commissioner District #5

Vote For 1

	TOTAL	VOTE %		Absentee	Early Voting	Election Day
Roger Martinez Jr.	5	55.56%	<div></div>	0	3	2
Thomas Guerra	4	44.44%	<div></div>	0	3	1
Total Votes Cast	9	100.00%	<div></div>	0	6	3
Overvotes	0			0	0	0
Undervotes	2			0	2	0
Contest Totals	11			0	8	3

The Creation of the Calhoun County Hospital District

Vote For 1

	TOTAL	VOTE %		Absentee	Early Voting	Election Day
FOR	78	44.83%	<div></div>	1	60	17
AGAINST	96	55.17%	<div></div>	3	54	39
Total Votes Cast	174	100.00%	<div></div>	4	114	56
Overvotes	0			0	0	0
Undervotes	0			0	0	0
Contest Totals	174			4	114	56

Summary Results Report
Joint / General May Election
May 3, 2025

OFFICIAL RESULTS

Calhoun County




PRECINCT 10

Statistics

	TOTAL	Absentee	Early Voting	Election Day
Registered Voters - Total	1,578			
Ballots Cast - Total	261	3	84	174
Ballots Cast - Blank	0	0	0	0
Voter Turnout - Total	16.54%			




CCISD District At Large

Vote For 1

	TOTAL	VOTE %		Absentee	Early Voting	Election Day
Dana Dworaczyk	153	60.71% 		1	42	110
David Gaskamp	99	39.29% 		2	39	58
Total Votes Cast	252	100.00% 		3	81	168
Overvotes	0			0	0	0
Undervotes	9			0	3	6
Contest Totals	261			3	84	174

The Creation of the Calhoun County Hospital District

Vote For 1

	TOTAL	VOTE %		Absentee	Early Voting	Election Day
FOR	113	43.80% 		2	41	70
AGAINST	145	56.20% 		1	42	102
Total Votes Cast	258	100.00% 		3	83	172
Overvotes	0			0	0	0
Undervotes	3			0	1	2
Contest Totals	261			3	84	174

PRECINCT 11

Statistics

	TOTAL	Absentee	Early Voting	Election Day
Registered Voters - Total	1,054			
Ballots Cast - Total	201	0	52	149
Ballots Cast - Blank	0	0	0	0
Voter Turnout - Total	19.07%			

CCISD District At Large

Vote For 1

	TOTAL	VOTE %		Absentee	Early Voting	Election Day
Dana Dworaczyk	136	75.14%	<div></div>	0	32	104
David Gaskamp	45	24.86%	<div></div>	0	15	30
Total Votes Cast	181	100.00%	<div></div>	0	47	134
Overvotes	0			0	0	0
Undervotes	20			0	5	15
Contest Totals	201			0	52	149

The Creation of the Calhoun County Hospital District

Vote For 1

	TOTAL	VOTE %		Absentee	Early Voting	Election Day
FOR	49	24.38%	<div></div>	0	18	31
AGAINST	152	75.62%	<div></div>	0	34	118
Total Votes Cast	201	100.00%	<div></div>	0	52	149
Overvotes	0			0	0	0
Undervotes	0			0	0	0
Contest Totals	201			0	52	149